

TAIWAN INTELLIGENCE+

COMPUTEX: Up Close with TWSE's Elite 25

Sales VP / **Paul Chen**

About Transcend



**Founded in
1989**



**12 Offices
Worldwide**



**Made in
Taiwan**



**Total
Employees
1100+**



**Total Products
2000+**



**Patents
150+**



Global Network



Manufacturing Base

Own production facility in **Taiwan**

15

High-Speed
SMT Lines

35K m²

Factory Floor Area

10M

pcs/month

Highly
Automated
Manufacturing



Awards

BEST TAIWAN GLOBAL BRANDS

For the **18th** consecutive year, Transcend appears in Interbrand's ranking of the BEST TAIWAN GLOBAL BRANDS, as one of Taiwan's top 25 global brands in 2024, with a **brand value of USD 97 million**.



FTSE4Good TIP Taiwan ESG Index

Transcend was included in the “FTSE4Good TIP Taiwan ESG Index” components for the first time in December 2023. This honor recognizes the company's outstanding performance in Environmental, Social, and Governance (ESG) aspects and underscores its commitment to sustainable development.



FTSE4Good
TIP Taiwan ESG Index



Taiwan Top 100 Best-Performing Business Leaders



Chairman Mr. Chung-Won Shu Honored as One of the "2024 Taiwan Top 100 Best-Performing Business Leaders" by Harvard Business Review

Recognizes Transcend's outstanding market position as well as Mr. Shu's exceptional leadership and corporate achievements.

The "**Taiwan Top 100 Best-Performing Business Leaders**" ranking evaluates CEOs from the top 300 companies by market value, based on financial performance and ESG ratings. Of the 300 companies, 213 met the criteria, with the top 100 leaders being recognized.

Consumer Products



Product overview



- Internal SSDs
- Portable SSDs
- External Hard Drives
- Personal Cloud Storage

- Dashcams
- Body Cameras
- Memory Cards
- USB Flash Drives

- DRAM Modules
- Apple Solutions
- Card Readers, DVD Writers & Accessories

Embedded Solutions



Product overview



Memory Cards

- SD Cards
- microSD Cards
- CompactFlash Cards
- CFast Cards
- CFexpress Cards
- MMC

SSD Solutions

- U.2 SSDs
- PCIe M.2 SSDs
- SATA III M.2 SSDs
- 2.5" SATA & PATA SSDs
- mSATA SSDs
- Half-Slim SSDs
- eSSD

Flash Solutions

- USB Flash Drives
- USB Flash Modules
- PATA Flash Modules
- eMMC

DRAM Modules

- DDR5
- DDR4
- DDR3
- DDR2/DDR

Embedded Applications

Transcend's embedded solutions are utilized across various industries

Transportation

Fleet Management
Event Recorders
FSD (Full Self Driving) Auxiliary System

Healthcare

Medical Tablets & AIO PCs
Medical Imaging
Patient Monitoring

Gaming

Casino Gaming
Lottery
Player Tracking

Automation

Robot Controllers
Human Machine Interfaces
Digital Twin Technology

Network & Telecom

Industrial Switches
5G Base Stations
Network Security Appliances

Embedded Computing


Digital Signage
Fanless PCs
Embedded PCs

AIoT

Edge Computing
Smart City
Smart Agriculture

Defense

Rugged Laptops & Tablets
Rugged Rackmount Devices



Product Launch 2024~2025



12nm
Technology
LDPC

PCIe

Gen4 x4



M.2 2280



High Quality 3D NAND

Read up to
7,400 MB/s

Write up to
6,500 MB/s



PCIe 4.0 M.2 SSD
MTE255S



Graphene heatsink

Up to
2TB
storage



Suitable for
**CREATORS, GAMERS, &
PROFESSIONALS**



SSD Scope Software
SMART Status Monitoring
Supported



Dynamic Thermal Throttling



12nm
Technology
ARM 4 Cores

PCIe

Gen4 x4



U.2 15mm SFF-8639



eTLC

Read up to
7,400 MB/s

Write up to
5,050 MB/s



Enterprise SSD
ETD410T

7K
P/E Cycle

DWPD=
1

Up to
7.68TB
storage



4K LDPC
End to End
Data
Protection



PLP



Error
Handling



Thermal
Throttling



Scope Pro
SMART Status
Monitoring
Supported



28nm
Technology
ARM 4 Cores

SATA III
6 Gb/s



2.5"



eTLC

Read up to
530 MB/s



7K
P/E Cycle

DWPD=
1

Write up to
510 MB/s

Enterprise SSD
ETD210T

Up to
3.84 TB
storage



4K LDPC
End to End
Data
Protection



PLP



Error
Handling



Thermal
Throttling



Scope Pro
SMART Status
Monitoring
Supported

Consumer Products

Portable SSDs

The smallest portable SSD with 10 Gbps speed and up to 2TB of storage capacity



ESD410C



ESD360C



ESD330C



ESD320A



ESD265C

Internal SSDs

Tailor-made for advanced gamers, and business workers



MTE255S



MTE410S



MTE310S

Body Cameras

Ideal for security to capture high-quality evidence in tough conditions.



DPB40

Embedded Solutions

Embedded SSDs

Cost-effective and durable storage solutions.



MTE730P
M.2 22110



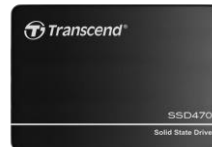
MTE760T
M.2 2280



MTE480T
M.2 2242



MTE380T
M.2 2230




SSD470N
Direct Write

Embedded Memory Cards


Targeting in-vehicle computing, medical devices, smart surveillance, and other read/write-intensive applications.



CFE900



CFX610



CFX730



USD465T

Financial Information

2025Q1 Consolidated I/S

Unit: NTD\$ million (Except EPS)

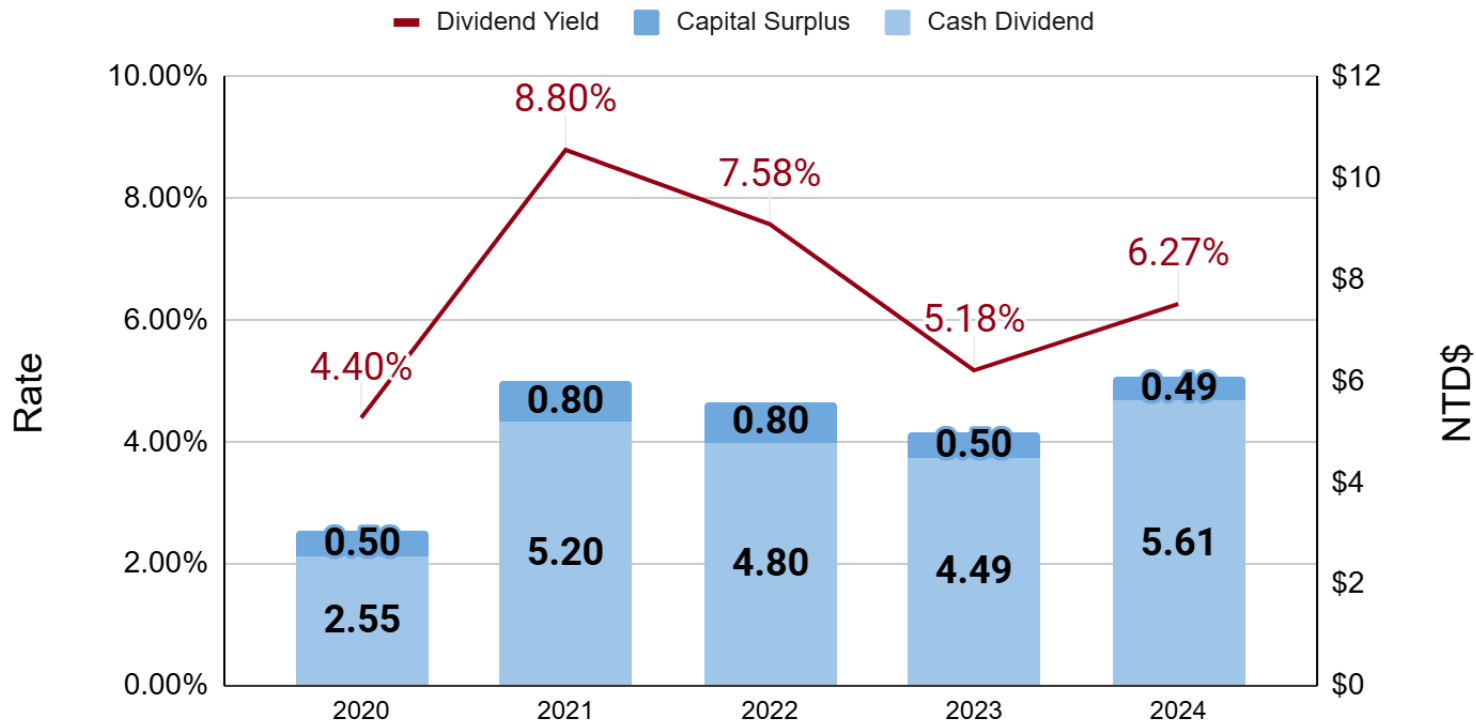
	2025Q1		2024Q4		2024Q1	
	Amount	%	Amount	%	Amount	%
Sales	2,983	100	2,502	100	2,732	100
Cost of goods sold	(2,123)		(1,882)		(1,836)	
Sales Margin	860	28.8	620	24.8	896	32.8
Operating Expenses	(380)	(12.7)	(300)	(12.0)	(299)	(10.9)
Operating Income	480	16.1	320	12.8	597	21.9
Non-OP Income & Exp	19	0.6	235	9.4	389	14.2
Income Before Tax	499	16.7	555	22.2	986	36.1
Net Income	373	12.5	444	17.7	807	29.5
Earnings Per Share	0.87		1.03		1.88	

2025Q1 Consolidated B/S

Unit: NTD\$ million

	2025/3/31		2024/12/31		2024/3/31	
	Amount	%	Amount	%	Amount	%
Total Assets	22,101	100	21,400	100	23,217	100
Current Assets	15,499	70.1	14,449	67.5	16,605	71.5
Cash & cash equivalents	1,952	8.8	1,971	9.2	1,825	7.9
Current Financial Assets	6,734	30.5	5,744	26.8	7,724	33.3
Accounts Receivable	1,519	6.9	1,237	5.8	1,223	5.3
Inventory	5,217	23.6	5,425	25.3	5,703	24.6
Non-current Assets	6,602	29.9	6,951	32.5	6,612	28.5
Non-current Financial Assets	2,177	9.9	2,486	11.6	2,126	9.2
Property, plant and equipment	4,089	18.5	4,097	19.1	4,092	17.6
Total Liabilities	4,569	20.7	1,577	7.4	5,160	22.2
Current Liabilities	4,289	19.4	1,300	6.1	4,825	20.8
Accounts Payable	1,082	4.9	802	3.7	1,702	7.3
Dividend Payable	2,622	11.9	0	0	2,145	9.2
Total Equities	17,532	79.3	19,823	92.6	18,057	77.8
Financial Ratio						
Return on Equity	8.52%		11.84%		17.88%	
Return on Assets	6.76%		10.61%		13.90%	

2020-2024 Dividend Pay-out and Yield



Note: 2024 dividend yield $6.27\% = 6.1 / 97.29$ (2025/1-3 stock average price)

